



Job Name:

System Reference:

Date:



**FULL VIEW**



**BASIC VIEW**

## OPERATION/DISPLAY

- ON/OFF
  - Switches between ON and OFF.
- Operation mode switching
  - Switches between Cool/Dry/Fan/Auto/Setback/Heat.
- Hold
  - Switches between enable and disable the Hold function.
  - If the Hold function is enable, the following functions will be prohibited.
  - ON/OFF timer/Schedule (Weekly timer) /Auto return/Auto-OFF timer
- Temperature setting
  - Changes the set temperature.
  - Set temperature range varies depending on the indoor unit model.
- Fan speed setting
  - Changes fan speed.
  - Available fan speeds vary depending on the model.
- Air flow direction setting
  - Changes airflow direction.
  - Available airflow directions vary depending on the model.
- Louver setting
  - Switches between louver ON/OFF.
- Ventilation equipment control
  - Interlocked setting and interlocked operation setting with City Multi Lossnay units can be performed.
  - The Stop/Low/High settings of the ventilation equipment can be controlled.
- Main display mode setting
  - The Main display can be displayed in two different modes: "Full" and "Basic."
- B&W inversion
  - The colors of the display can be inverted, turning white background to black and black characters to white.
- Clock \*2
  - Date (year/month/day) and time (hour/minute) can be set.
  - The set time as well as the day of the week will be displayed on the Main display.
  - It is also possible for the time to not display on the main display.
  - The clock can be displayed in 12-hour format (AM/PM before or after the time) and 24-hour format.
- Daylight saving time
  - The start/end time for daylight saving time can be set.
  - The daylight saving time function will be activated based on the setting contents.
- Room temp. display
  - The room temperature display can be enabled or disabled.
- Error information
  - When an error occurs, an error code and the unit address appear.
  - The air-conditioning unit model, serial number, and contact number can be set to appear when an error occurs. (The above information needs to be entered in advance.)
- Filter information
  - A filter sign will appear when it is time to clean the filter.
- Remote controller information
  - The version of the remote controller can be checked.

\*1 This function is active only for the units that support the function.

\*2 The clock is accurate within 45 seconds per month (at the temperature of 77°F [25°C]).

The clock is backed up for 3 days.

## SCHEDULE AND TIMER SETTING

- Timer
  - ON/OFF timer
    - Turns ON and OFF daily at a set time.
    - Time can be set in 5-minute increments.
    - It is also possible to set the ON time only or the OFF time only.
  - Auto-OFF timer
    - Turns off the unit after a certain period of operation.
    - Operation time can be set to a value from 30 to 240 minutes in 10-minute increments.
- Weekly timer
  - Weekly ON/OFF times and set temperatures can be set.
  - Time can be set in 5-minute increments. Up to 8 schedule patterns can be set per day of the week.
  - Not valid when the ON/OFF timer is set.

## RESTRICTION SETTINGS

- Allows/disallows local operation
  - The following operation can be prohibited by applying certain settings on the centralized controller: ON/OFF, operation mode, set temperature, filter sign reset, air direction, fan speed and timer.
  - While an operation is prohibited, the operation icon lights up (only on the Main display in the "Full" mode).
- Operation lock
  - The following operations can be prohibited: Sensing Location, ON/OFF, Mode, Set temp., Menu, Fan, Louver, Vane, or Hold
- Temperature range restriction
  - The room temperature range for each operation mode can be restricted.
- Auto return
  - The units operate at the preset temperature after a designated period.
    - Time can be set to a value from 30 to 120 minutes in 10-minute increments.
  - Not valid when the temperature setting range is restricted.
- Password
  - Administrator password (required for schedule setting etc.) and Maintenance password (required for test run and function setting etc.) can be set.

## MISCELLANEOUS ITEMS

- Language Selection
  - Select the display language from the following 3 languages.
    - English, French, Spanish
- Brightness Contrast
  - The brightness of the LCD can be adjusted. The contrast of the LCD can be adjusted.
- Manual Vane Angle <sup>\*1</sup>
  - Fixes the vane position for each air outlet.
- Service <sup>\*1</sup>
  - Contains Test run, Function setting, Request code, and Error history.
- 3D i-see Sensor
  - Settings for 3D i-see Sensor can be made
- Controls group operation for up to 16 indoor units in a single group

## ENERGY SAVING OPTION

- No occupancy energy save
  - Requires 3D i-see sensor on applicable indoor units
- Room Occupancy energy save
  - Requires 3D i-see sensor on applicable indoor units
- No occupancy Auto-OFF
  - Requires 3D i-see sensor on applicable indoor units
- Setback Mode

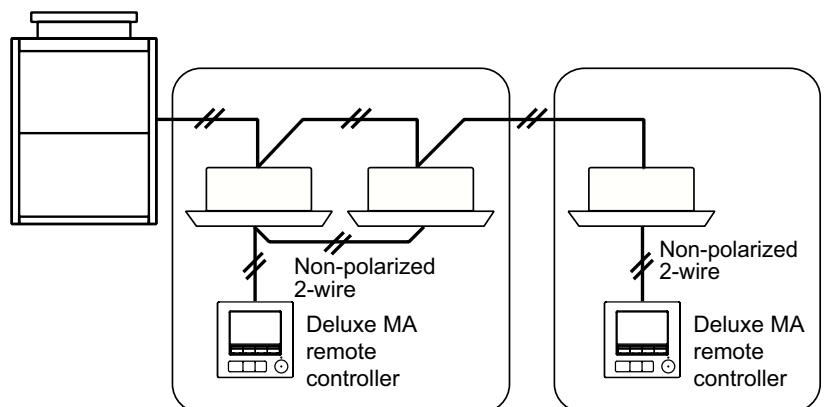
<sup>\*1</sup> This function is active only for the units that support the function.

<sup>\*2</sup> The clock is accurate within 45 seconds per month (at the temperature of 77°F [25°C]).

The clock is backed up for 3 days.

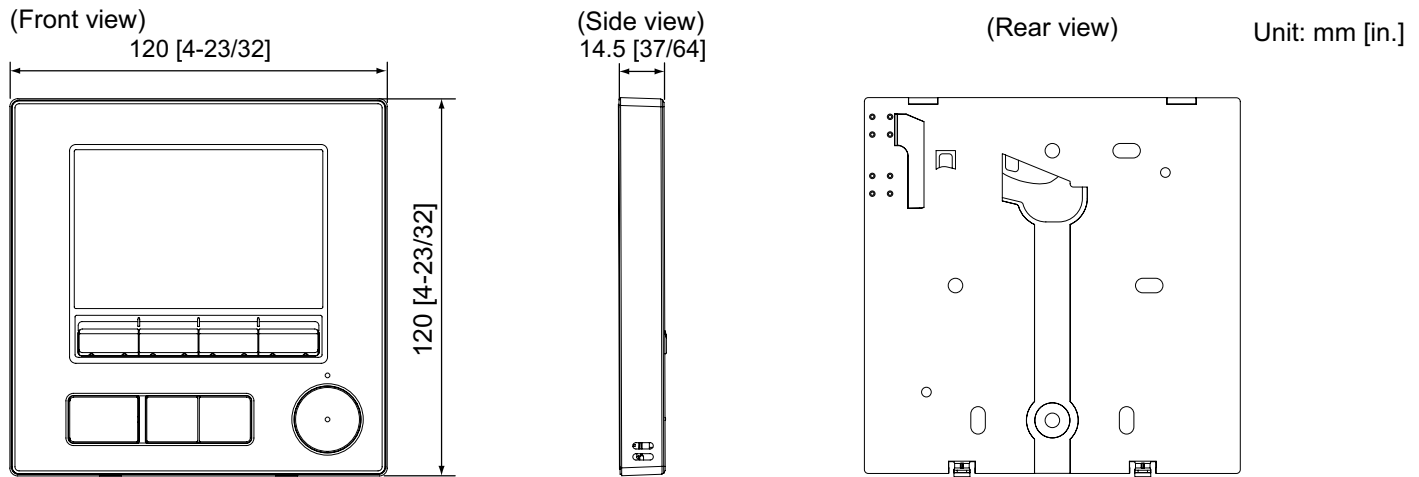
## SYSTEM EXAMPLE

<sup>\*</sup>When a PAR-40MAAU is connected to a group, no other MA remote controllers can be connected to the same group.



# Model: PAR-40MAAU

## DIMENSIONS



## COMPATIBILITY CHART

CITY MULTI®		M-Series		P-Series	
PMFY-NBMU	Yes	MFZ-KA	MAC-334	PCA	Yes
PEFY-NMU	Yes	MFZ-KJ	MAC-334	PEA	Yes
PEFY-NMAU	Yes	MSZ/Y-A	No	PEAD	Yes
PEFY-NMHSU	Yes	MSZ/Y-D	NA: No NA-8: MAC-334	PKA	Yes
PEFY-NMLU	Yes	MS-WA	No	PLA	Yes
PEFY-NMSU	Yes	MSZ-FD	No	PVA	Yes
PLFY-NAMU	Yes	MSZ-FE	09(12)NA: No 09(12)NA-8: MAC-334 18NA: Yes¹		
PLFY-NBMU	Yes	MSZ/Y-GE	06(-18)NA: No NA-8: MAC-334 NA-9: MAC-334 GE24NA: MAC-334		
PLFY-NCMU	Yes	MSZ/Y-GL	MAC-334		
PLFY-NEMU	Yes	MSZ-FH	MAC-334		
PLFY-NFMU	Yes	MSZ-HE	No		
PLFY-NLMU	Yes	MSZ-HM	MAC-334		
PCFY-VKM	Yes	MVZ-AA4	Yes		
PCFY-NGMU	Yes	MVZ-AA7	Yes		
PCFY-NKMU	Yes	SVZ-KP	Yes		
PFFY-NEMU	Yes	SEZ-KD	No		
PFFY-NRMU	Yes	SEZ-KD4	Yes		
PVfy-E00	Yes	SLZ-KA	Yes		
PVfy-NAMU	Yes	SLZ-KF	Yes		
PKFY-NAMU	Yes	MLZ-KP	MAC-334		
PKFY-NFMU	Yes	Note: MAC-334 indicates that the unit requires a MAC-334IF-E Adapter in order to use the PAR-40MAAU			
PKFY-NGMU	Yes				
PKFY-NBMU	Yes				
PKFY-NHMu	Yes				
PKFY-NKMU	Yes				

## SPECIFICATIONS

Product size (W x H x D)	In. (mm)	4 3/4 x 4 3/4 x 0.57 (120 x 120 x 14.5)
Net Weight	Lbs. (kg)	9/16 (0.25)
Rated Power Supply Voltage		12 VDC (supplied from indoor units)
Power Consumption	W	0.3
Usage Environment		Temperature: 0 to 40° C (32 to 104° F) Humidity: 30 to 90%RH (with no condensation)
Material	Panel	PMMA
	Main body	PC + ABS
Sound Pressure Level	dB(A)	<70 [A-weighted sound pressure level]

¹ Per Machinery Directive 2006/42/EC

1340 Satellite Boulevard, Suwanee, GA 30024  
Toll Free: 800-433-4822 www.mehvac.com